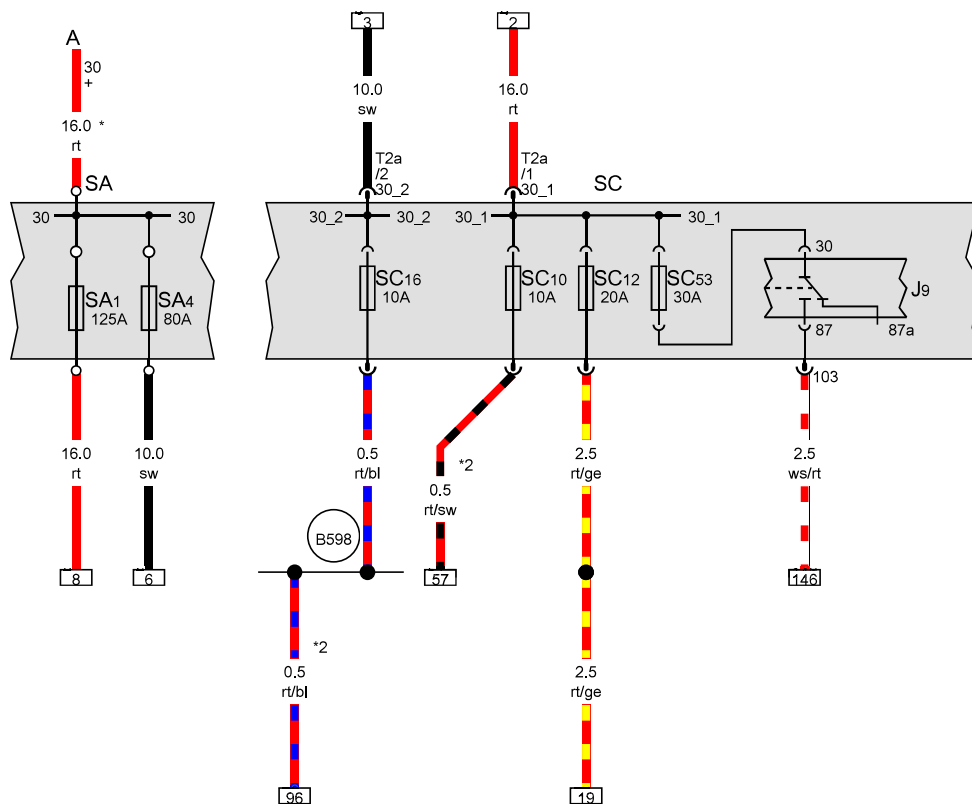


Radio system , (I8C),(I8F),(8RE),(8RM),(L0R)

From July 2017



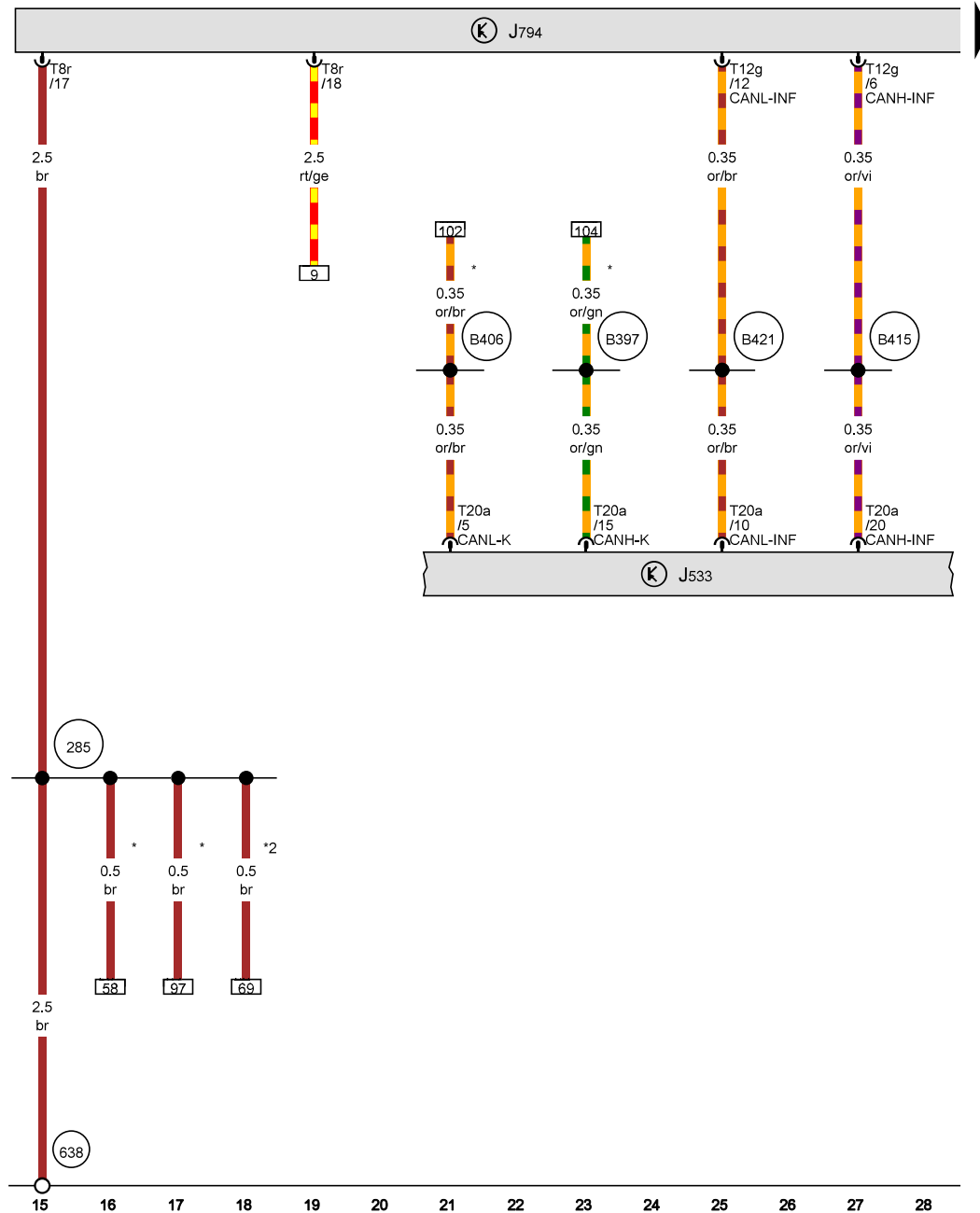
Fuse holder A, Fuse holder C

- A Battery
- J9 Heated rear window relay
- SA Fuse holder A
- SA1 Fuse 1 on fuse holder A
- SA4 Fuse 4 on fuse holder A
- SC Fuse holder C
- SC10 Fuse 10 on fuse holder C
- SC12 Fuse 12 on fuse holder C
- SC16 Fuse 16 on fuse holder C
- SC53 Fuse 53 on fuse holder C
- T2a 2-pin connector
- (B598) Positive connection 11 (30a), in interior wiring harness
- * see applicable current flow diagram for engine
- *2 According to equipment

- ws = white
- sw = black
- ro = red
- rt = red
- br = brown
- gn = green
- bl = blue
- gr = grey
- li = purple
- vi = purple
- ge = yellow
- or = orange
- rs = pink

1 2 3 4 5 6 7 8 9 10 11 12 13 14

№ 00-0690211181



Data bus diagnostic interface, Control unit 1 for information electronics

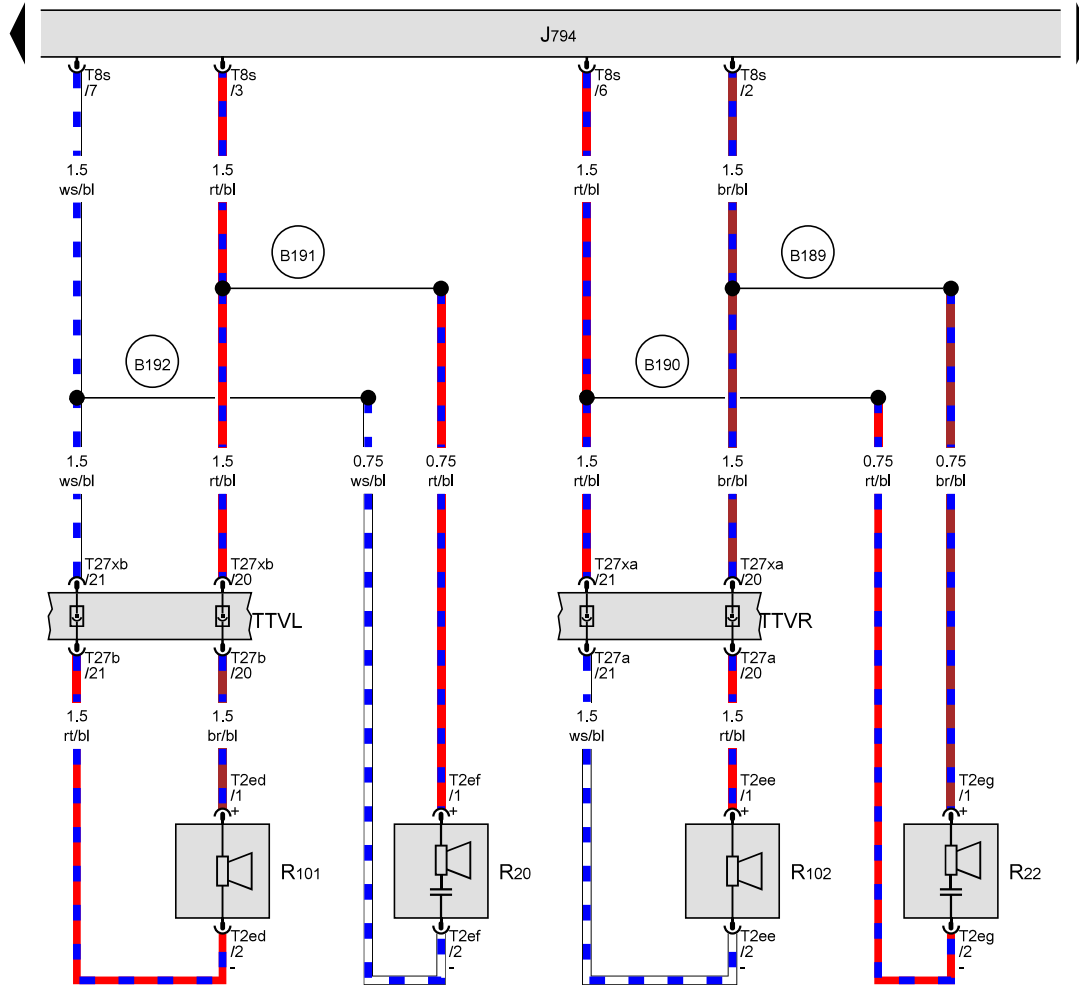
- J533 Data bus diagnostic interface
- J794 Control unit 1 for information electronics
- T8r 8-pin connector, black
- T12g 12-pin connector, grey
- T20a 20-pin connector

- (285) Earth connection 7, in interior wiring harness
- (638) Earth point, on right A-pillar
- (B397) Connection 1 (convenience CAN bus, high), in main wiring harness
- (B406) Connection 1 (convenience CAN bus, low), in main wiring harness
- (B415) Connection 1 (infotainment CAN bus, high), in main wiring harness
- (B421) Connection 1 (infotainment CAN bus, low), in main wiring harness

- * According to equipment
- *2 For models with reversing camera system

- ws = white
- sw = black
- ro = red
- rt = red
- br = brown
- gn = green
- bl = blue
- gr = grey
- li = purple
- vi = purple
- ge = yellow
- or = orange
- rs = pink

1N110-0690311181



Control unit 1 for information electronics, Front left treble loudspeaker, Front right treble loudspeaker, Front left mid-range and bass loudspeaker, Front right mid-range and bass loudspeaker

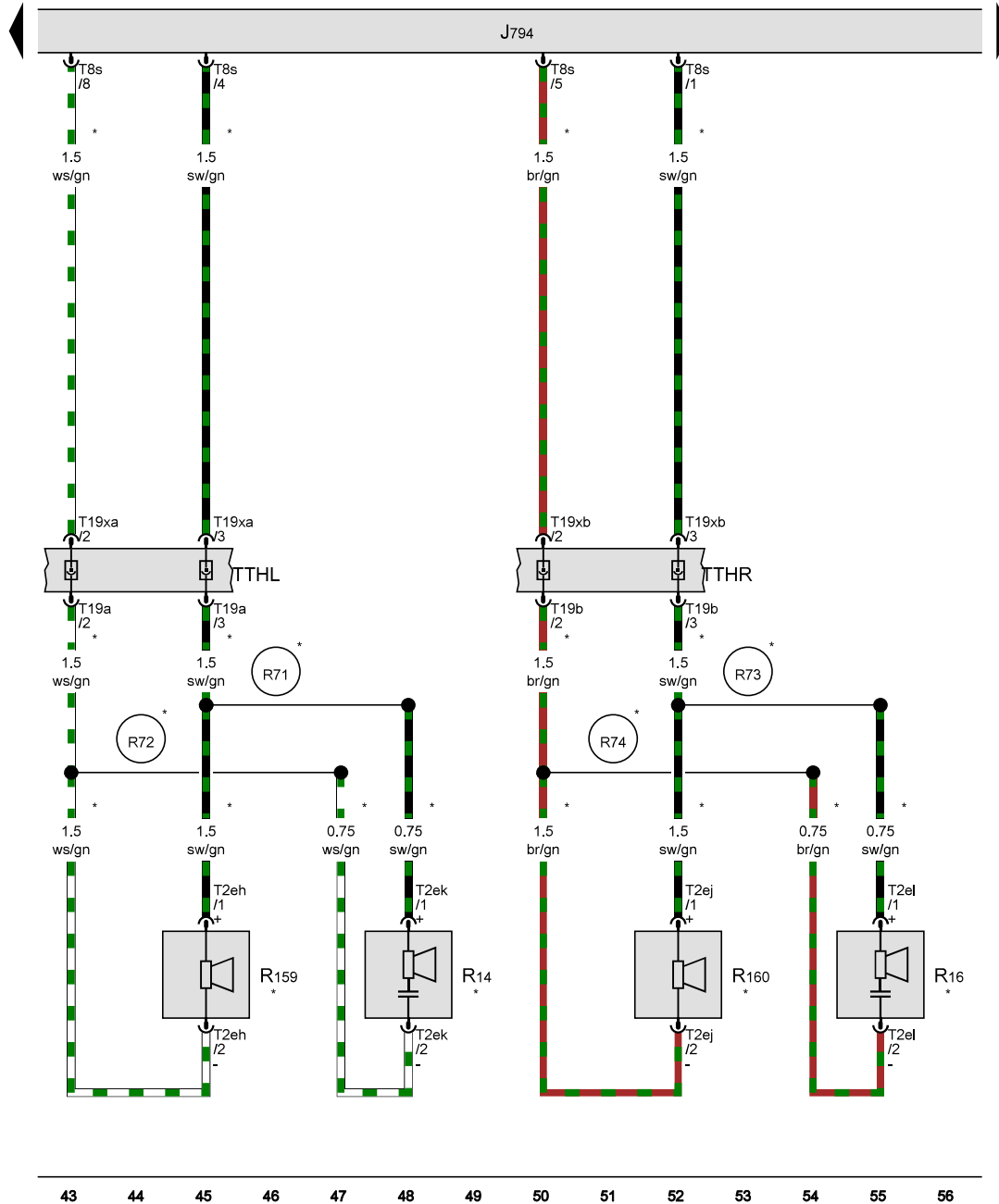
- J794 Control unit 1 for information electronics
- R20 Front left treble loudspeaker
- R22 Front right treble loudspeaker
- R101 Front left mid-range and bass loudspeaker
- R102 Front right mid-range and bass loudspeaker
- T2ed 2-pin connector
- T2ee 2-pin connector
- T2ef 2-pin connector
- T2eg 2-pin connector
- T8s 8-pin connector, brown
- T27a 27-pin connector
- T27b 27-pin connector
- T27xa 27-pin connector
- T27xb 27-pin connector
- TTVL Coupling point for front left door
- TTVR Coupling point for front right door

- B189** Connection (positive, front right loudspeaker), in interior wiring harness
- B190** Connection (negative, front right loudspeaker), in interior wiring harness
- B191** Connection (positive, front left loudspeaker), in interior wiring harness
- B192** Connection (negative, front left loudspeaker), in interior wiring harness

- ws = white
- sw = black
- ro = red
- rt = red
- br = brown
- gn = green
- bl = blue
- gr = grey
- li = purple
- vi = purple
- ge = yellow
- or = orange
- rs = pink

29 30 31 32 33 34 35 36 37 38 39 40 41 42

[N111-069041118]



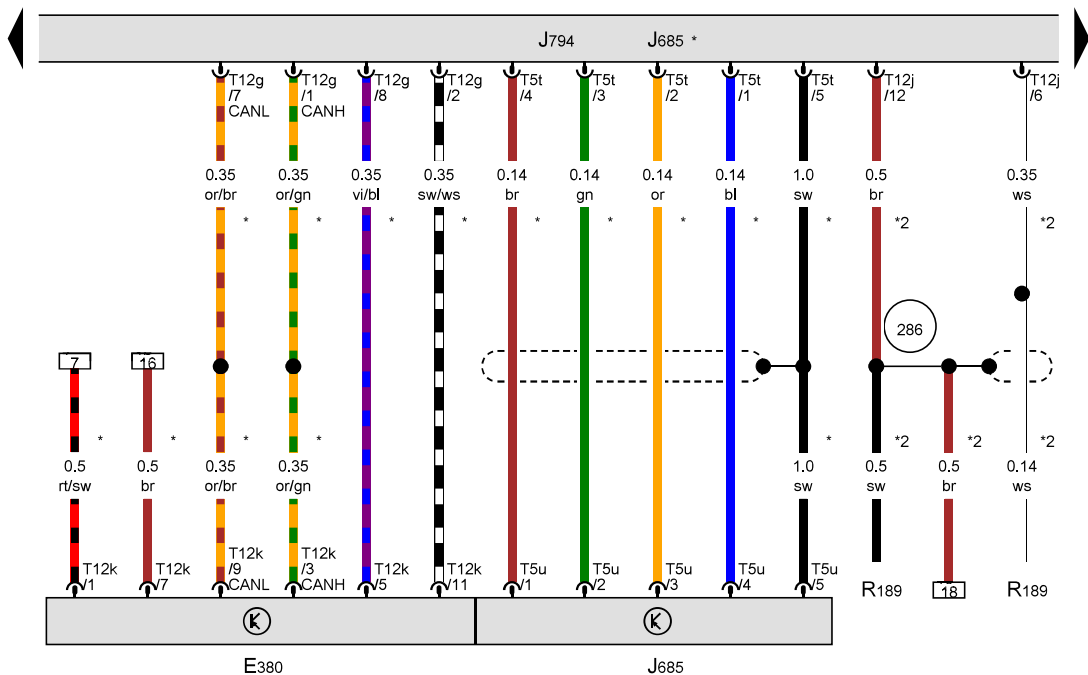
Control unit 1 for information electronics, Rear left treble loudspeaker, Rear right treble loudspeaker, Rear left mid-range and bass loudspeaker, Rear right mid-range and bass loudspeaker

- J794 Control unit 1 for information electronics
- R14 Rear left treble loudspeaker
- R16 Rear right treble loudspeaker
- R159 Rear left mid-range and bass loudspeaker
- R160 Rear right mid-range and bass loudspeaker
- T2eh 2-pin connector
- T2ej 2-pin connector
- T2ek 2-pin connector
- T2el 2-pin connector
- T8s 8-pin connector, brown
- T19a 19-pin connector
- T19b 19-pin connector
- T19xa 19-pin connector
- T19xb 19-pin connector
- TTHL Coupling point for rear left door
- TTHR Coupling point for rear right door

- R71 Connection (positive, loudspeaker), in rear left door wiring harness
 - R72 Connection (negative, loudspeaker), in rear left door wiring harness
 - R73 Connection (positive, loudspeaker), in rear right door wiring harness
 - R74 Connection (negative, loudspeaker), in rear right door wiring harness
- * For models with rear loudspeaker

- ws = white
- sw = black
- ro = red
- rt = red
- br = brown
- gn = green
- bl = blue
- gr = grey
- li = purple
- vi = purple
- ge = yellow
- or = orange
- rs = pink

[N1110-069051118]



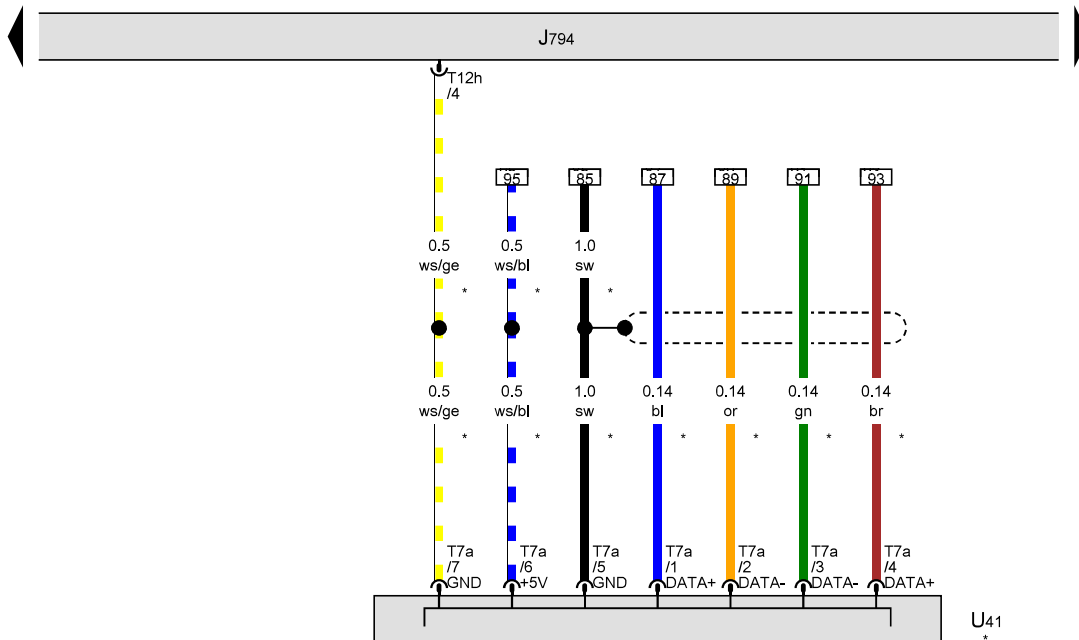
Multimedia system operating unit, Display unit for front information display and operating unit control unit, Control unit 1 for information electronics

- E380 Multimedia system operating unit
- J685 Display unit for front information display and operating unit control unit
- J794 Control unit 1 for information electronics
- R189 Reversing camera
- T5t 5-pin connector
- T5u 5-pin connector
- T12g 12-pin connector, grey
- T12j 12-pin connector, blue
- T12k 12-pin connector
- 286 Earth connection 8, in interior wiring harness
- * According to equipment
- *2 For models with reversing camera system

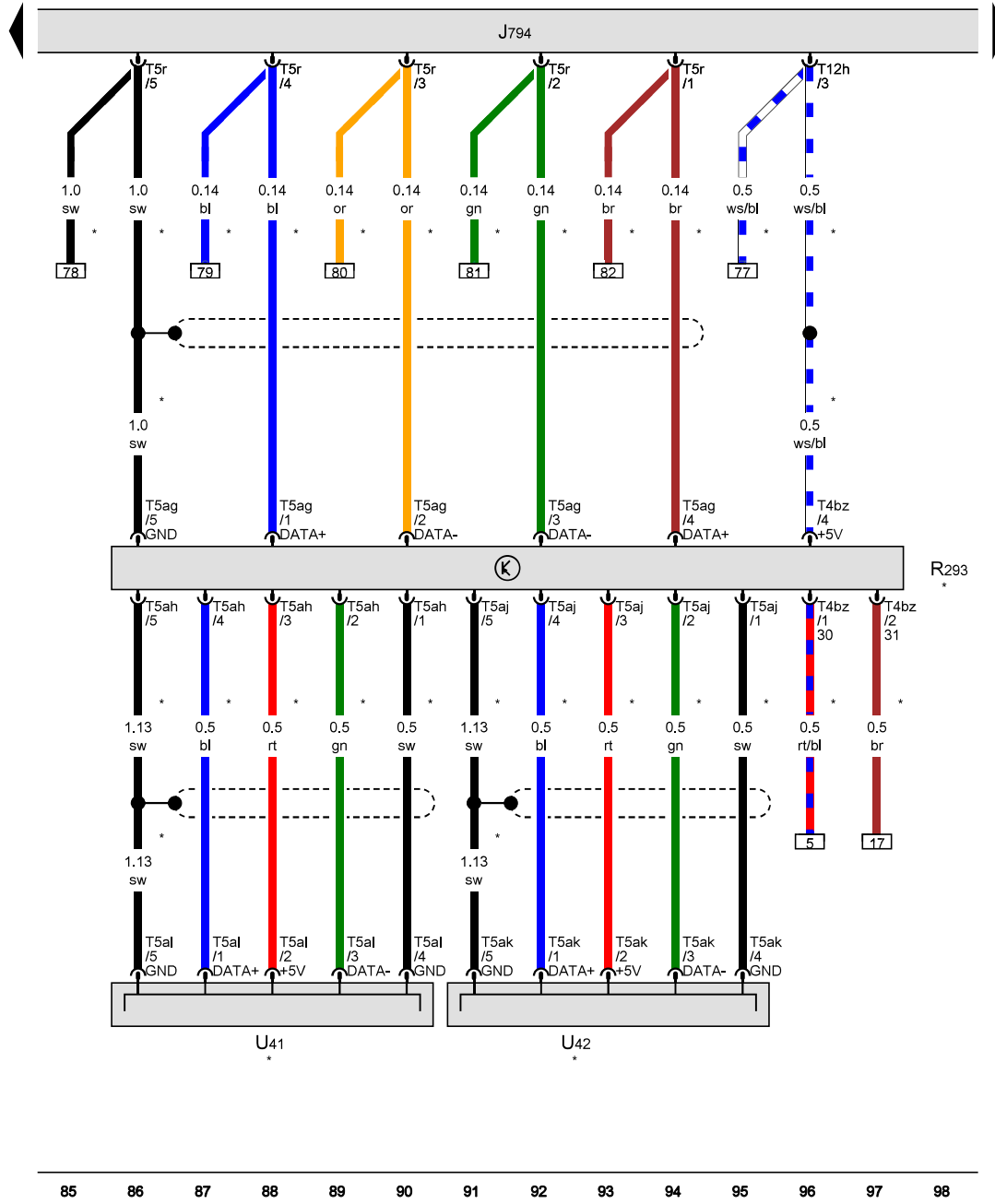
- ws = white
- sw = black
- ro = red
- rt = red
- br = brown
- gn = green
- bl = blue
- gr = grey
- li = purple
- vi = purple
- ge = yellow
- or = orange
- rs = pink

Control unit 1 for information electronics, USB connection 1

- J794 Control unit 1 for information electronics
- T7a 7-pin connector
- T12h 12-pin connector, green
- U41 USB connection 1
- * According to equipment



- ws = white
- sw = black
- ro = red
- rt = red
- br = brown
- gn = green
- bl = blue
- gr = grey
- li = purple
- vi = purple
- ge = yellow
- or = orange
- rs = pink



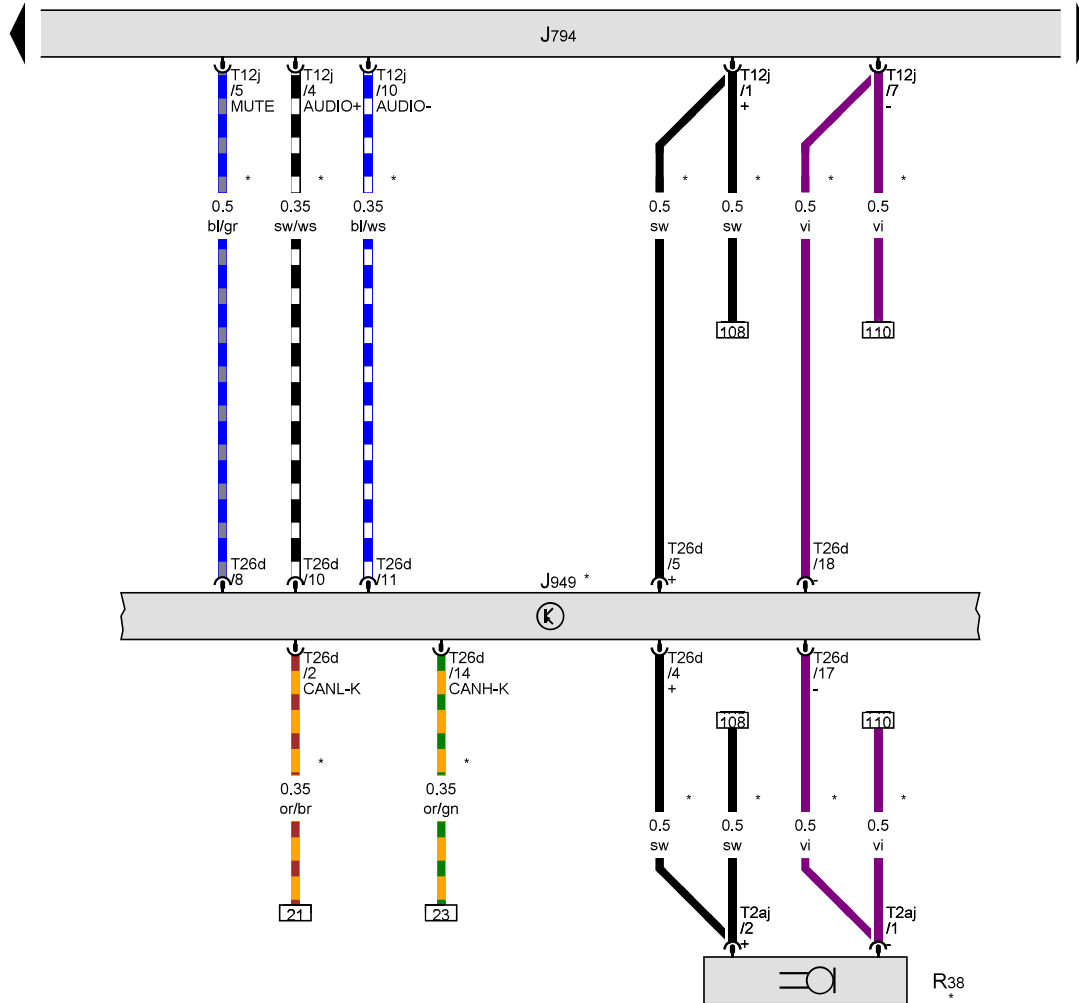
Control unit 1 for information electronics, USB hub, USB connection 1, USB connection 2

- J794 Control unit 1 for information electronics
- R293 USB hub
- T4bz 4-pin connector, red
- T5ag 5-pin connector, green
- T5ah 5-pin connector, purple
- T5aj 5-pin connector, brown
- T5ak 5-pin connector
- T5al 5-pin connector
- T5r 5-pin connector, yellow
- T12h 12-pin connector, green
- U41 USB connection 1
- U42 USB connection 2
- * According to equipment

- ws = white
- sw = black
- ro = red
- rt = red
- br = brown
- gn = green
- bl = blue
- gr = grey
- li = purple
- vi = purple
- ge = yellow
- or = orange
- rs = pink

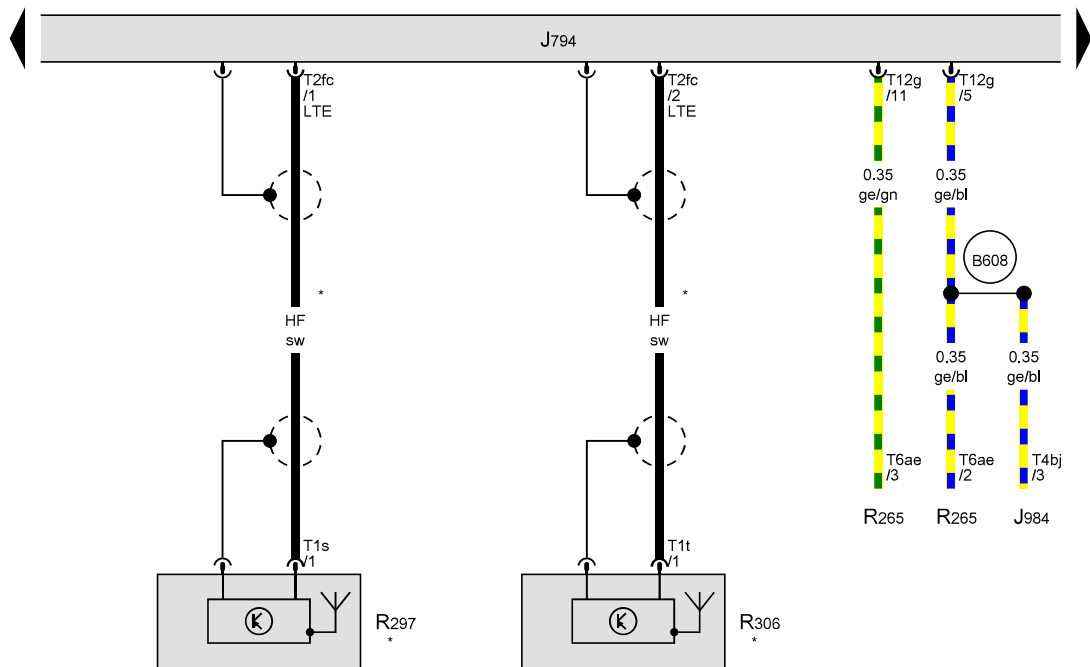
85 86 87 88 89 90 91 92 93 94 95 96 97 98

1N110-0690811181



Control unit 1 for information electronics, Emergency call module control unit and communication unit, Telephone microphone

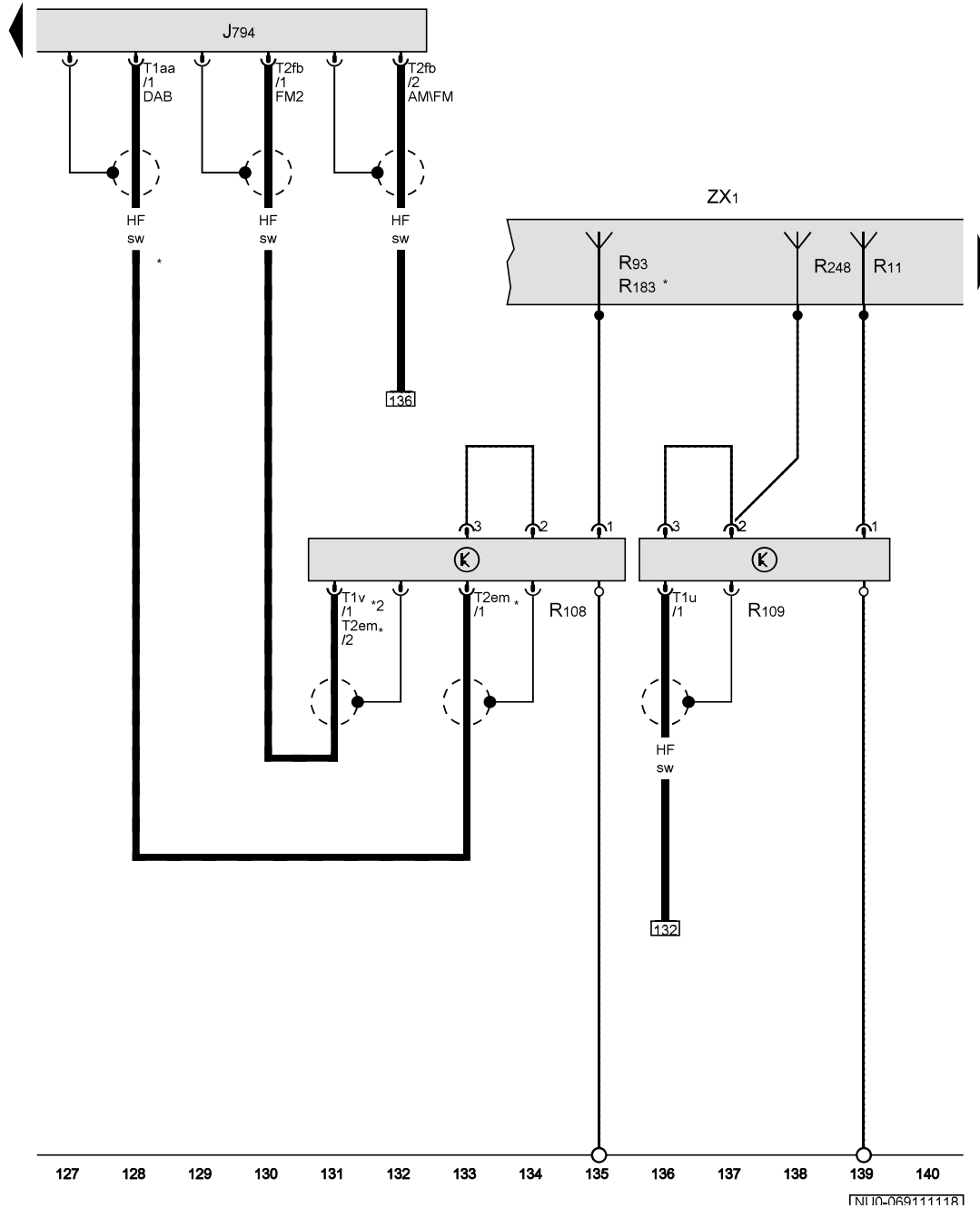
- J794 Control unit 1 for information electronics
- J949 Emergency call module control unit and communication unit
- R38 Telephone microphone
- T2aj 2-pin connector
- T12j 12-pin connector, blue
- T26d 26-pin connector
- * According to equipment



Control unit 1 for information electronics, LTE aerial 1, LTE aerial 2

- J794 Control unit 1 for information electronics
- J984 Two-way signal amplifier for mobile telephone/data services
- R265 Storage compartment with interface for mobile telephone, in front centre console
- R297 LTE aerial 1, behind rear bumper on left
- R306 LTE aerial 2, behind rear bumper on right
- T1s 1-pin connector
- T1t 1-pin connector
- T2fc 2-pin connector
- T4bj 4-pin connector
- T6ae 6-pin connector
- T12g 12-pin connector, grey
- B608** Connection 4, in interior wiring harness
- * Special equipment

- ws = white
- sw = black
- ro = red
- rt = red
- br = brown
- gn = green
- bl = blue
- gr = grey
- li = purple
- vi = purple
- ge = yellow
- or = orange
- rs = pink



Control unit 1 for information electronics, Left aerial module, Right aerial module, Rear window

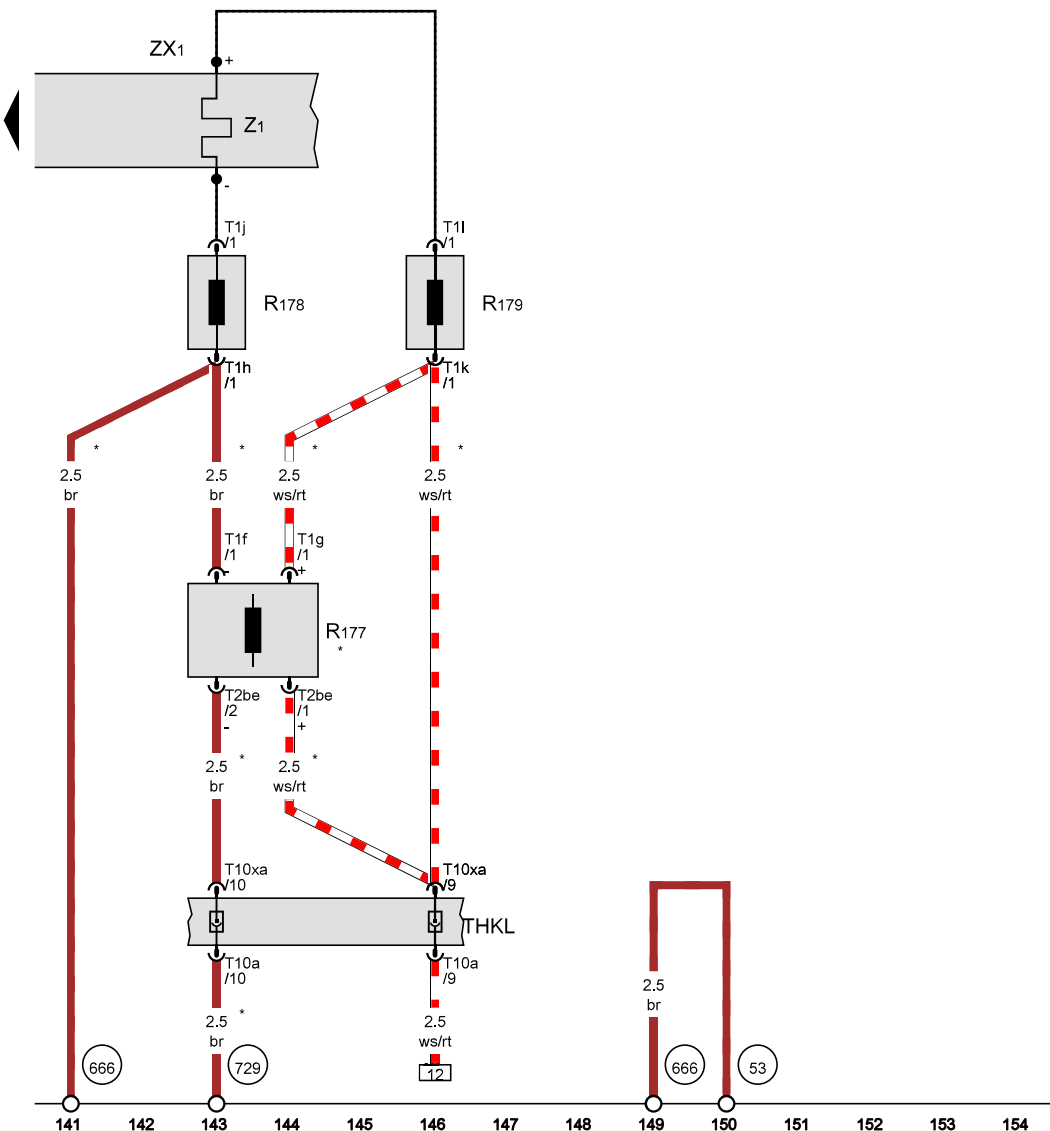
- J794 Control unit 1 for information electronics
- R11 Aerial
- R93 Radio aerial 2
- R108 Left aerial module, bottom
- R109 Right aerial module, top
- R183 Digital radio aerial
- R248 Radio aerial
- T1aa 1-pin connector
- T1u 1-pin connector
- T1v 1-pin connector
- T2em 2-pin connector
- T2fb 2-pin connector
- ZX1 Rear window
- * For models with digital radio
- *2 For models with no digital radio

- ws = white
- sw = black
- ro = red
- rt = red
- br = brown
- gn = green
- bl = blue
- gr = grey
- li = purple
- vi = purple
- ge = yellow
- or = orange
- rs = pink

Amplitude modulation (AM) frequency filter, Frequency modulation (FM) frequency filter in negative wire, Frequency modulation (FM) frequency filter in positive wire, Rear window

- R177 Amplitude modulation (AM) frequency filter
- R178 Frequency modulation (FM) frequency filter in negative wire
- R179 Frequency modulation (FM) frequency filter in positive wire
- T1f 1-pin connector
- T1g 1-pin connector
- T1h 1-pin connector
- T1j 1-pin connector
- T1k 1-pin connector
- T1l 1-pin connector
- T2be 2-pin connector
- T10a 10-pin connector, brown
- T10xa 10-pin connector, brown
- THKL Coupling point on rear lid, left
- Z1 Heated rear window
- ZX1 Rear window

- 53 Earth point, on right in rear lid
- 666 Earth point, on rear right of roof
- 729 Earth point, on left rear wheel housing
- * According to equipment



- ws = white
- sw = black
- ro = red
- rt = red
- br = brown
- gn = green
- bl = blue
- gr = grey
- li = purple
- vi = purple
- ge = yellow
- or = orange
- rs = pink

11111-0691211181