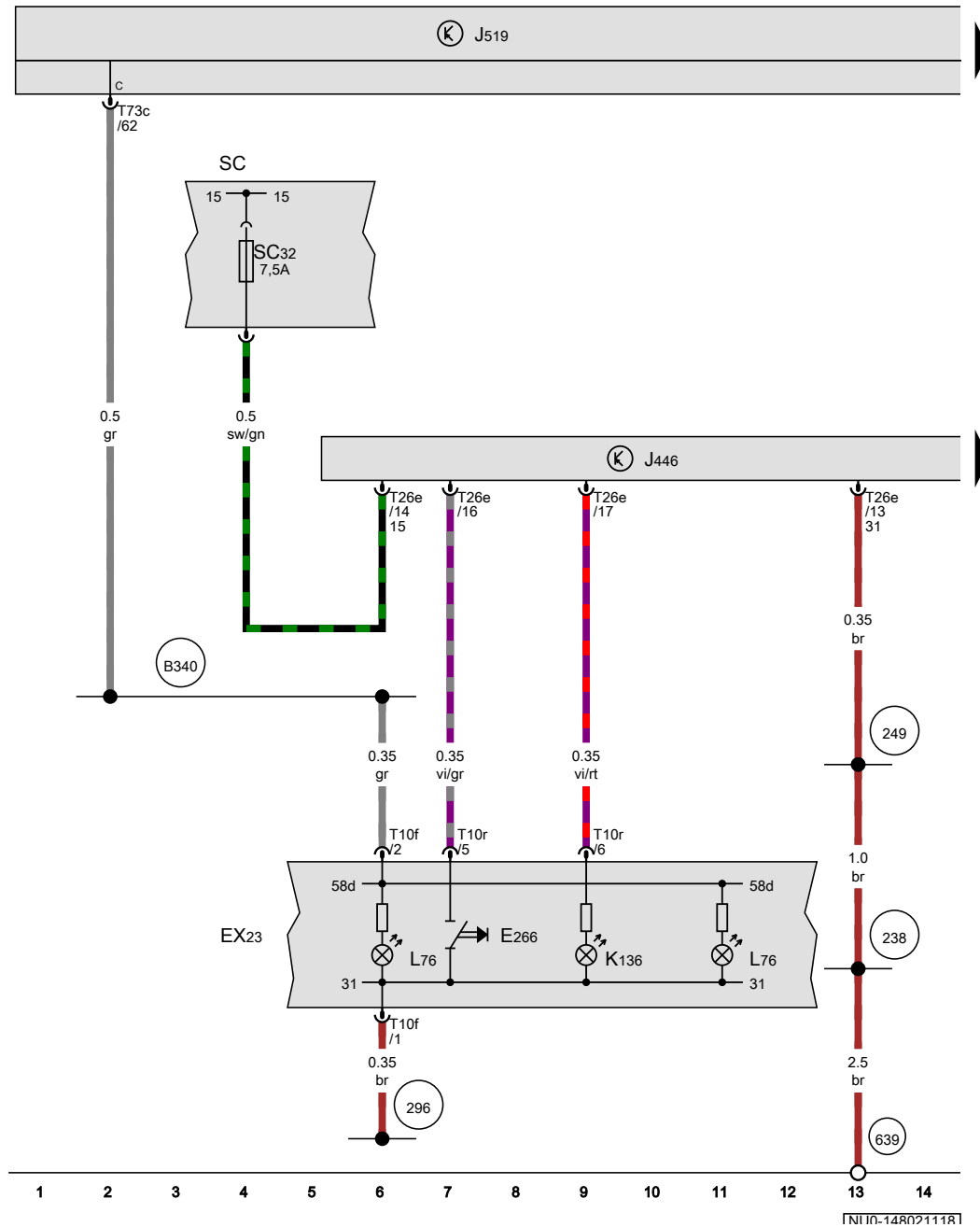


**Front and rear parking aid (PDC) , (7X2)**

From February 2018



Switch module 1 in centre console, Parking aid control unit, Fuse holder C

- EX23 Switch module 1 in centre console
- E266 Parking aid button
- J446 Parking aid control unit
- J519 Onboard supply control unit
- K136 Parking aid warning lamp
- L76 Button illumination bulb
- SC Fuse holder C
- SC32 Fuse 32 on fuse holder C
- T10f 10-pin connector, black
- T10r 10-pin connector, red
- T26e 26-pin connector
- T73c 73-pin connector

- 238 Earth connection 1, in interior wiring harness
- 249 Earth connection 2, in interior wiring harness
- 296 Earth connection 11, in interior wiring harness
- 639 Earth point, left A-pillar
- B340 Connection 1 (58d), in main wiring harness

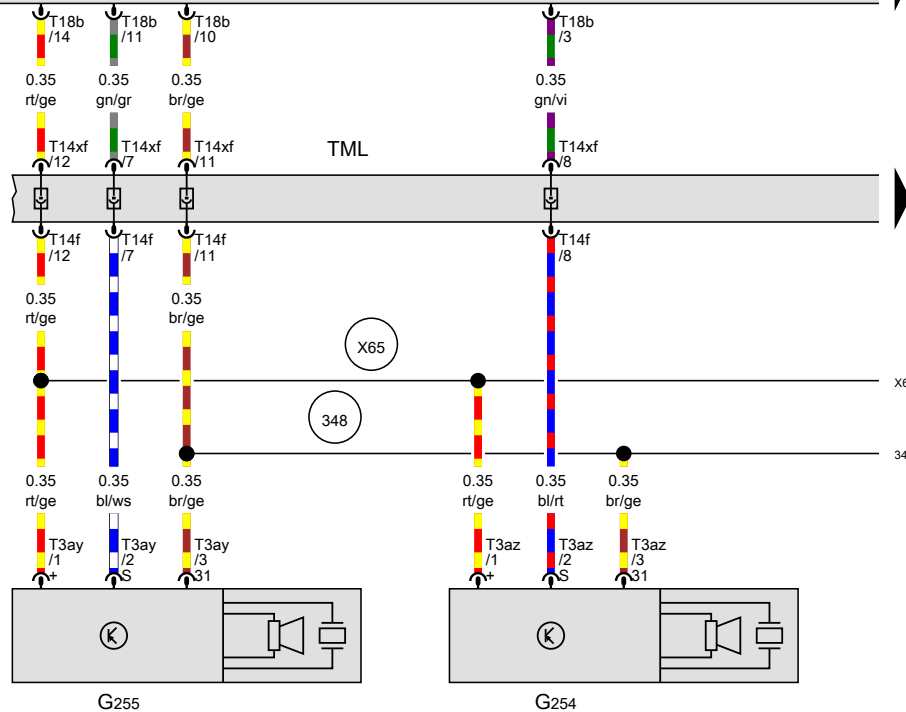
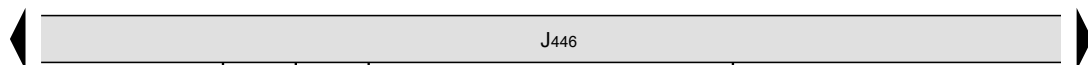
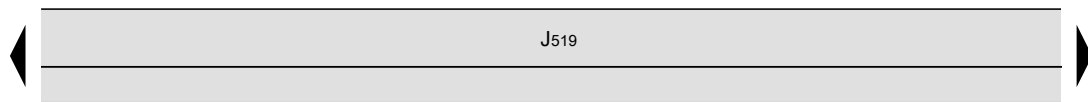
- ws = white
- sw = black
- ro = red
- rt = red
- br = brown
- gn = green
- bl = blue
- gr = grey
- li = purple
- vi = purple
- ge = yellow
- or = orange
- rs = pink

[N110-148021118]

Front centre left parking aid sender, Front left parking aid sender, Parking aid control unit

- G254 Front centre left parking aid sender
- G255 Front left parking aid sender
- J446 Parking aid control unit
- J519 Onboard supply control unit
- T3ay 3-pin connector
- T3az 3-pin connector
- T14f 14-pin connector
- T14xf 14-pin connector
- T18b 18-pin connector
- TML Coupling point in engine compartment, left

- (348) Earth connection (parking aid), in front bumper wiring harness
- (X65) Connection (parking aid), in front bumper wiring harness



- ws = white
- sw = black
- ro = red
- rt = red
- br = brown
- gn = green
- bl = blue
- gr = grey
- li = purple
- vi = purple
- ge = yellow
- or = orange
- rs = pink

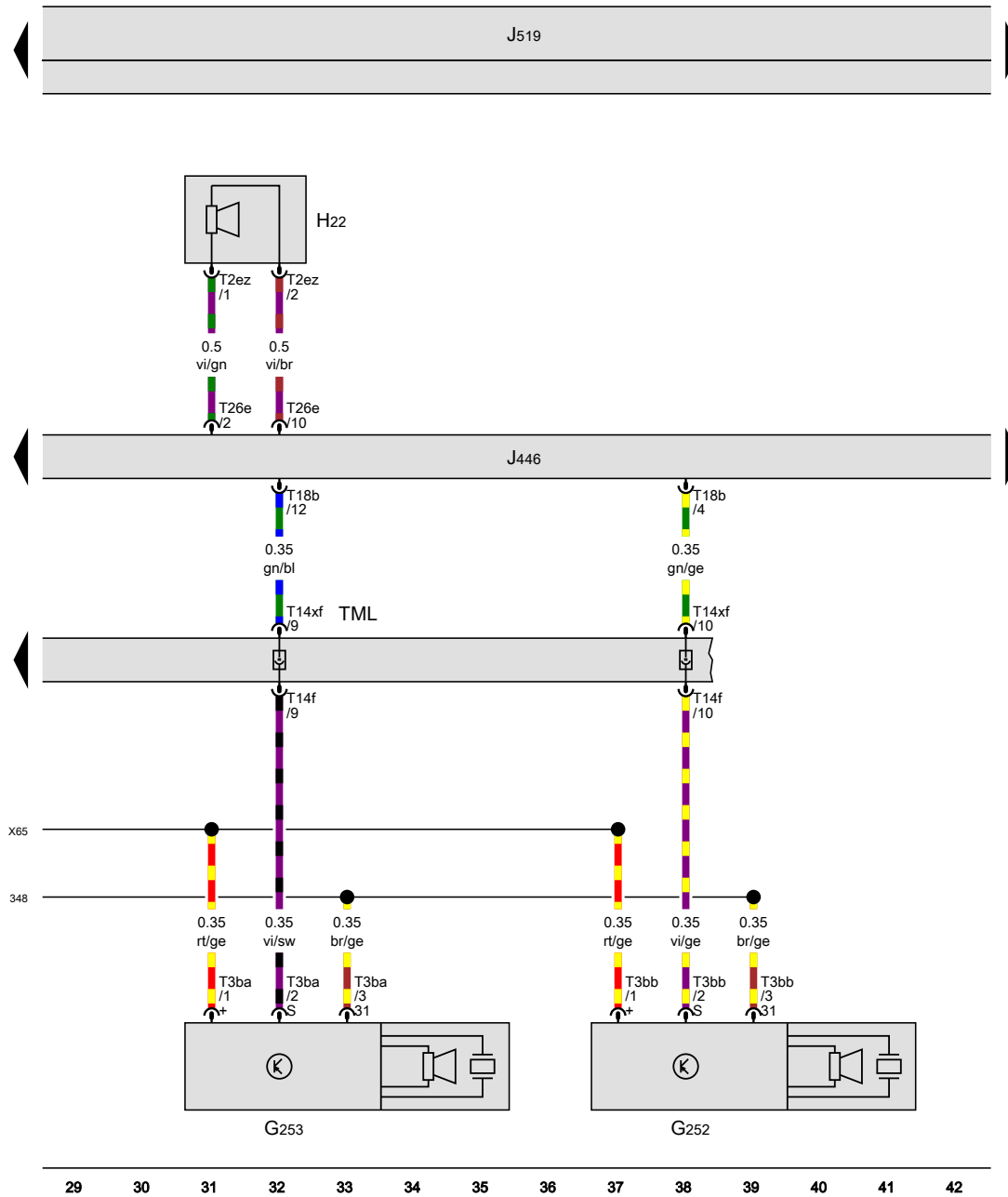
15 16 17 18 19 20 21 22 23 24 25 26 27 28

[N110-148031118]

Front right parking aid sender, Front centre right parking aid sender, Front parking aid warning buzzer, Parking aid control unit

- G252 Front right parking aid sender
- G253 Front centre right parking aid sender
- H22 Front parking aid warning buzzer
- J446 Parking aid control unit
- J519 Onboard supply control unit
- T2ez 2-pin connector
- T3ba 3-pin connector
- T3bb 3-pin connector
- T14f 14-pin connector
- T14xf 14-pin connector
- T18b 18-pin connector
- T26e 26-pin connector
- TML Coupling point in engine compartment, left

- 348 Earth connection (parking aid), in front bumper wiring harness
- X65 Connection (parking aid), in front bumper wiring harness

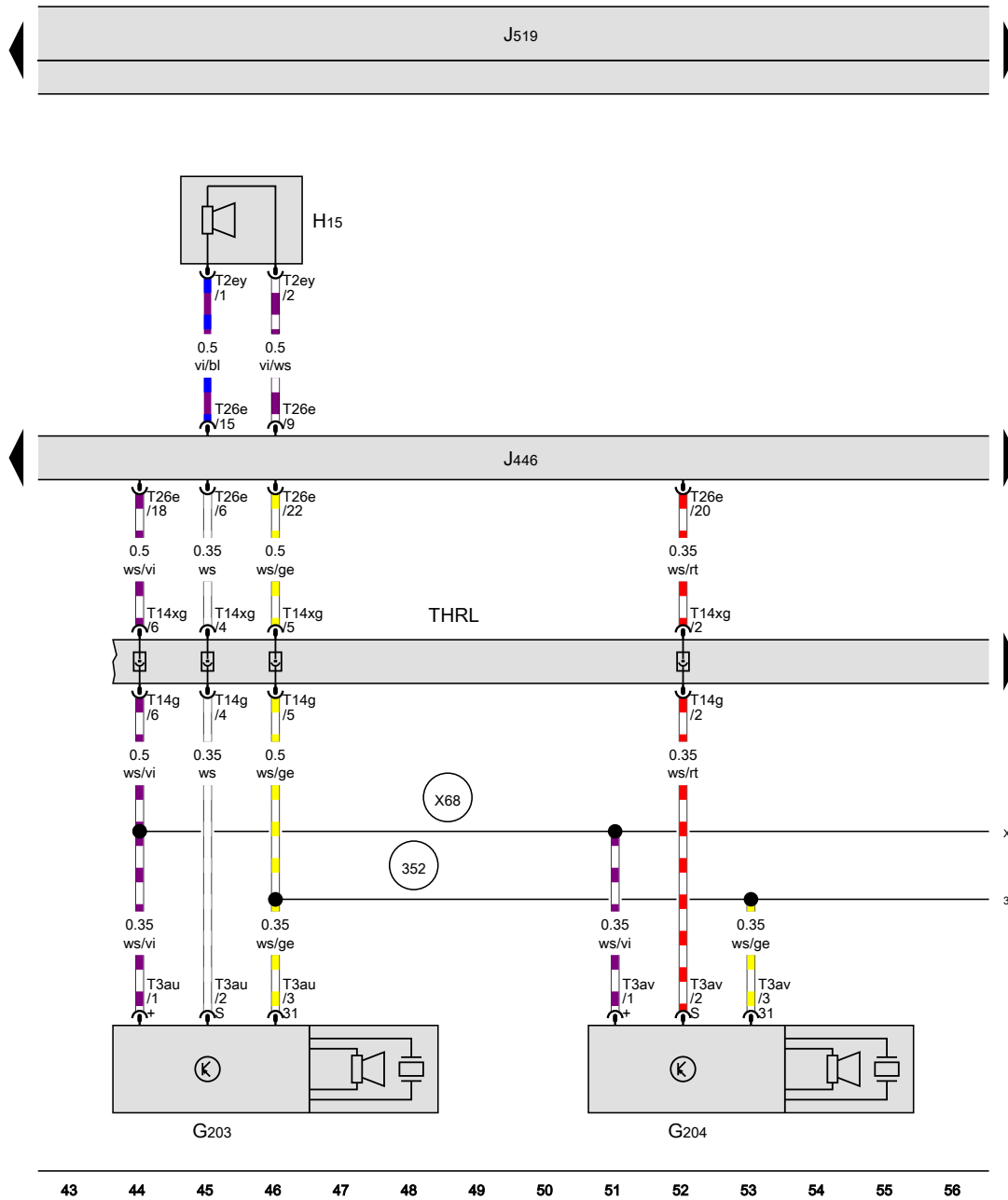


- ws = white
- sw = black
- ro = red
- rt = red
- br = brown
- gn = green
- bl = blue
- gr = grey
- li = purple
- vi = purple
- ge = yellow
- or = orange
- rs = pink

Rear left parking aid sender, Rear centre left parking aid sender, Rear parking aid warning buzzer, Parking aid control unit

- G203 Rear left parking aid sender
- G204 Rear centre left parking aid sender
- H15 Rear parking aid warning buzzer
- J446 Parking aid control unit
- J519 Onboard supply control unit
- T2ey 2-pin connector
- T3au 3-pin connector
- T3av 3-pin connector
- T14g 14-pin connector
- T14xg 14-pin connector
- T26e 26-pin connector
- THRL Coupling point in luggage compartment, left

- (352) Earth connection (parking aid), in rear bumper wiring harness
- (X68) Positive connection (parking aid), in rear bumper wiring harness



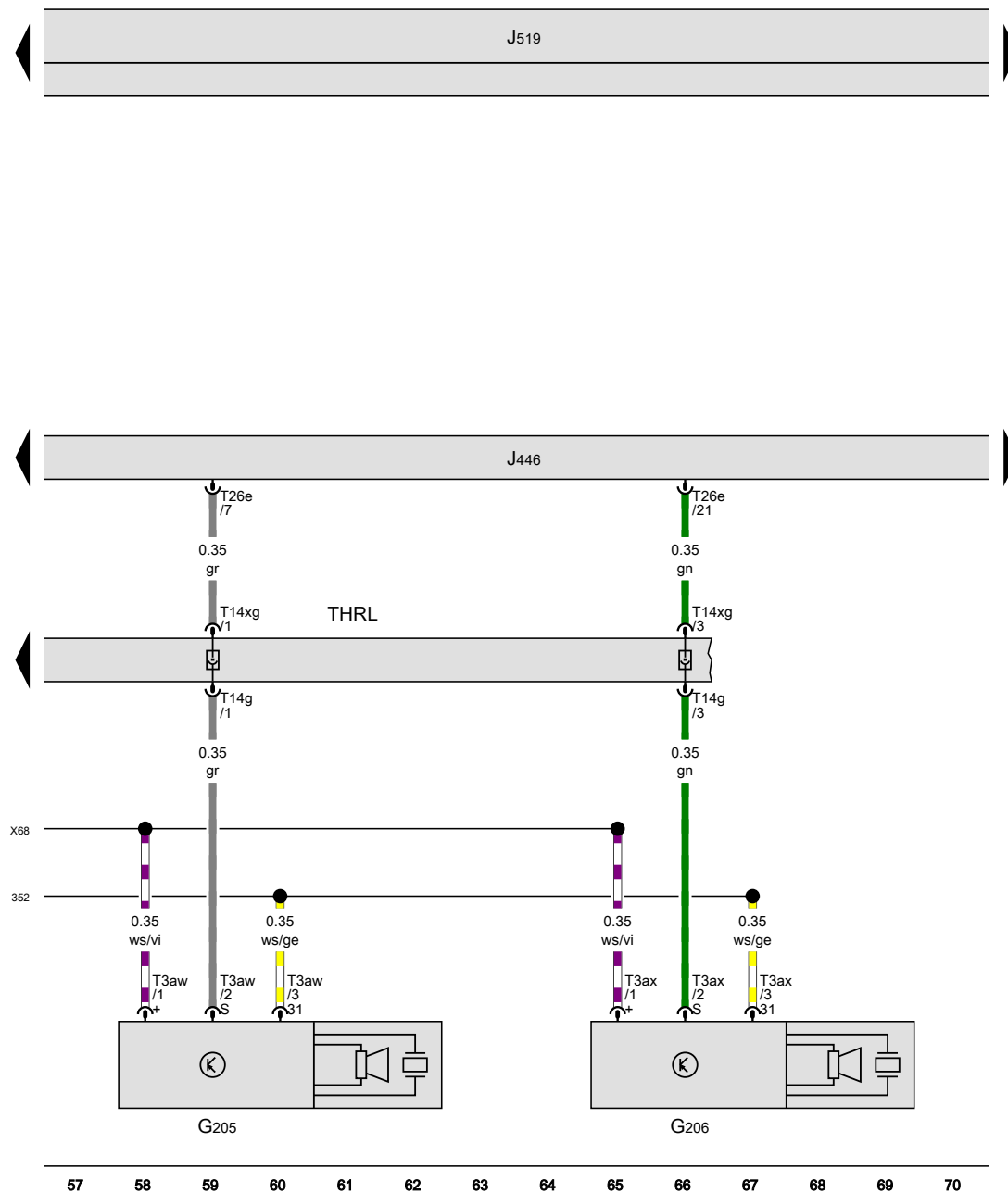
- ws = white
- sw = black
- ro = red
- rt = red
- br = brown
- gn = green
- bl = blue
- gr = grey
- li = purple
- vi = purple
- ge = yellow
- or = orange
- rs = pink

Rear centre right parking aid sender, Rear right parking aid sender, Parking aid control unit

- G205 Rear centre right parking aid sender
- G206 Rear right parking aid sender
- J446 Parking aid control unit
- J519 Onboard supply control unit
- T3aw 3-pin connector
- T3ax 3-pin connector
- T14g 14-pin connector
- T14xg 14-pin connector
- T26e 26-pin connector
- THRL Coupling point in luggage compartment, left

352 Earth connection (parking aid), in rear bumper wiring harness

X68 Positive connection (parking aid), in rear bumper wiring harness

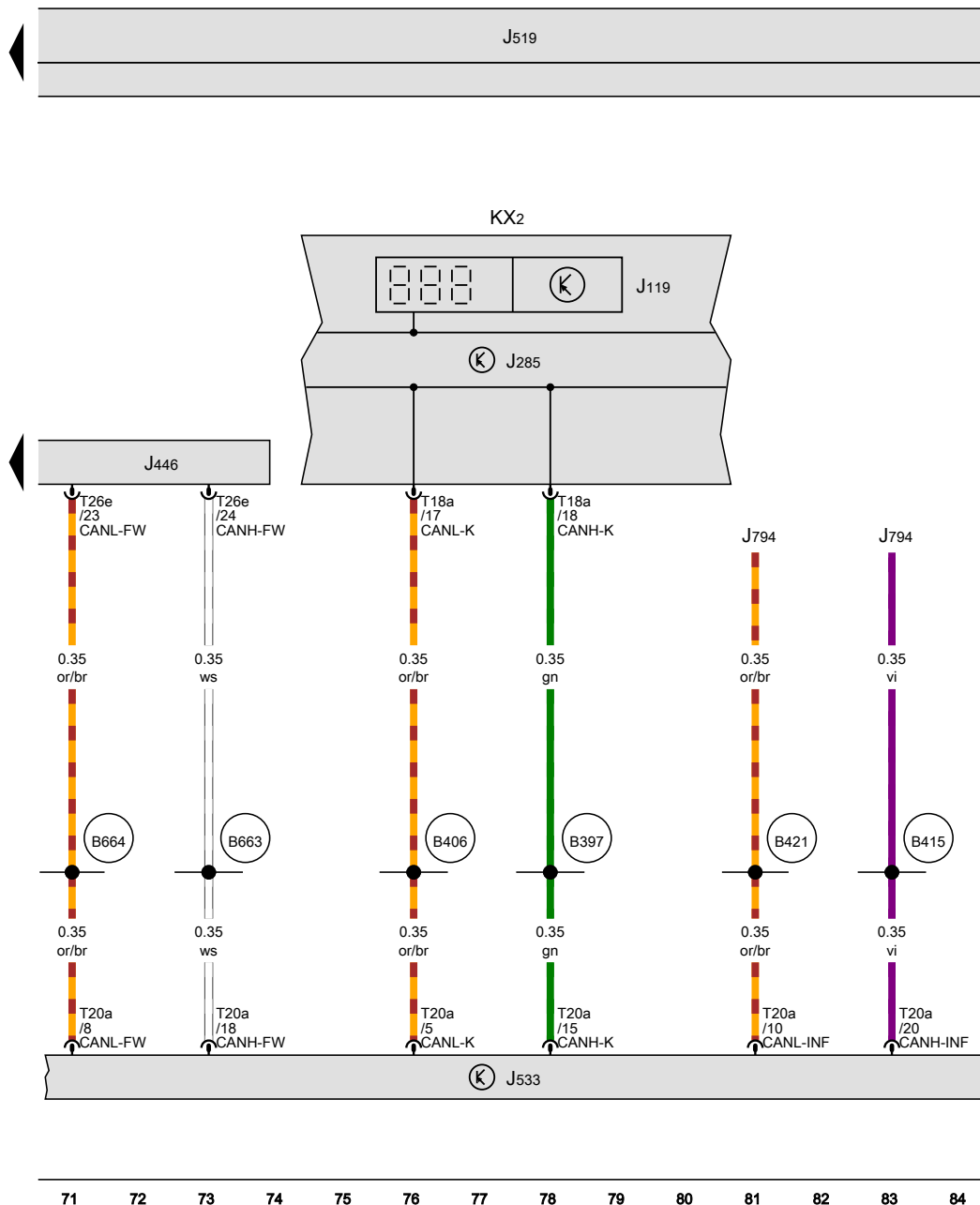


- ws = white
- sw = black
- ro = red
- rt = red
- br = brown
- gn = green
- bl = blue
- gr = grey
- li = purple
- vi = purple
- ge = yellow
- or = orange
- rs = pink

Parking aid control unit, Data bus diagnostic interface, Dash panel insert

- J119 Multifunction indicator
- J285 Control unit in dash panel insert
- J446 Parking aid control unit
- J519 Onboard supply control unit
- J533 Data bus diagnostic interface
- J794 Control unit 1 for information electronics
- KX2 Dash panel insert
- T18a 18-pin connector
- T20a 20-pin connector
- T26e 26-pin connector

- (B397) Connection 1 (convenience CAN bus, high), in main wiring harness
- (B406) Connection 1 (convenience CAN bus, low), in main wiring harness
- (B415) Connection 1 (infotainment CAN bus, high), in main wiring harness
- (B421) Connection 1 (infotainment CAN bus, low), in main wiring harness
- (B663) Connection (running gear sensors CAN bus, high), in main wiring harness
- (B664) Connection (running gear sensors CAN bus, low), in main wiring harness



- ws = white
- sw = black
- ro = red
- rt = red
- br = brown
- gn = green
- bl = blue
- gr = grey
- li = purple
- vi = purple
- ge = yellow
- or = orange
- rs = pink